

The Hong Kong University of Science and Technology

Student Feedback Questionnaire

Instructor Cumulative Report

ZHOU, Jing

Term	Course	Section	Enrolment	Response Rate	Course Overall	Instructor Overall	Dept Course Overall	Dept Instructor Overall	School Course Overall	School Instructor Overall	University Course Overall	University Instructor Overall
WINTER 2014-15	ECON 4999H	L 1	17	58.8%	90.0(12.9)	90.0(12.9)	65.9(24.8) (ECON)	65.9(26.1) (ECON)	-(-)	-(-)	-(-)	-(-)

*Report prepared by CELT
29 June 2015*

The Hong Kong University of Science and Technology

Student Feedback Questionnaire

Instructor - Section Report

WINTER 2014-15

Survey period: 23 January 2015 - 29 January 2015

ZHOU, Jing

ECON-4999H-L1 Advanced Macroeconomics

10 student(s) have evaluated the course.

7 student(s) have not evaluated the course.

Percentage of enrolled students responding: 58.8% (10/17)

Lecture Courses

Q1. The course has been well designed to help me learn.

		Weight	Count	Percentage	
A	Strongly Agree	100.0	5	50.0%	
B		75.0	5	50.0%	
C		50.0	0	0.0%	
D		25.0	0	0.0%	
E	Strongly Disagree	0.0	0	0.0%	
NA	Not Applicable		0	0.0%	
	Total		10	100.0%	

Statistics	Mean	SD
Survey	87.5	13.2
Section	87.5	13.2
Course	87.5	13.2
Department (ECON)	69.5	28.2

Q2. Lectures and course materials have been well prepared and useful in my learning.

		Weight	Count	Percentage	
A	Strongly Agree	100.0	8	80.0%	
B		75.0	2	20.0%	
C		50.0	0	0.0%	
D		25.0	0	0.0%	
E	Strongly Disagree	0.0	0	0.0%	
NA	Not Applicable		0	0.0%	
	Total		10	100.0%	

Statistics	Mean	SD
Survey	95.0	10.5
Section	95.0	10.5
Course	95.0	10.5
Department (ECON)	66.5	28.8

Q3. The value of this course was clear to me.

		Weight	Count	Percentage	
A	Strongly Agree	100.0	5	50.0%	
B		75.0	5	50.0%	
C		50.0	0	0.0%	
D		25.0	0	0.0%	
E	Strongly Disagree	0.0	0	0.0%	
NA	Not Applicable		0	0.0%	
	Total		10	100.0%	

Statistics	Mean	SD
Survey	87.5	13.2
Section	87.5	13.2
Course	87.5	13.2
Department (ECON)	68.9	27.8

Q4. The instructor stimulated my interest in this subject and encouraged me to think.



		Weight	Count	Percentage	
A	Strongly Agree	100.0	7	70.0%	
B		75.0	3	30.0%	
C		50.0	0	0.0%	

Statistics	Mean	SD
Survey	92.5	12.1
Section	92.5	12.1
Course	92.5	12.1

D		25.0	0	0.0%	
E	Strongly Disagree	0.0	0	0.0%	
NA	Not Applicable		0	0.0%	
	Total		10	100.0%	





Department (ECON) | 57.9 | 33.3

Q5. Tests and assignments have been well designed, fair and relevant to my learning.

		Weight	Count	Percentage	
A	Strongly Agree	100.0	6	60.0%	
B		75.0	4	40.0%	
C		50.0	0	0.0%	
D		25.0	0	0.0%	
E	Strongly Disagree	0.0	0	0.0%	
NA	Not Applicable		0	0.0%	
	Total		10	100.0%	



Statistics	Mean	SD
Survey	90.0	12.9
Section	90.0	12.9
Course	90.0	12.9
Department (ECON)	71.3	24.7

Q6. Feedback on tests and assignments has been helpful and provided in good time.

		Weight	Count	Percentage	
A	Strongly Agree	100.0	5	50.0%	
B		75.0	1	10.0%	
C		50.0	2	20.0%	
D		25.0	0	0.0%	
E	Strongly Disagree	0.0	0	0.0%	
NA	Not Applicable		2	20.0%	
	Total		10	100.0%	




Statistics	Mean	SD
Survey	84.4	22.9
Section	84.4	22.9
Course	84.4	22.9
Department (ECON)	60.9	27.4

Q7. The instructor has been responsive to students' problems and available to answer questions.

		Weight	Count	Percentage	
A	Strongly Agree	100.0	8	80.0%	
B		75.0	2	20.0%	
C		50.0	0	0.0%	
D		25.0	0	0.0%	
E	Strongly Disagree	0.0	0	0.0%	
NA	Not Applicable		0	0.0%	
	Total		10	100.0%	




Statistics	Mean	SD
Survey	95.0	10.5
Section	95.0	10.5
Course	95.0	10.5
Department (ECON)	72.0	28.1

Q8. The instructor created a good atmosphere for learning.

		Weight	Count	Percentage	
A	Strongly Agree	100.0	5	50.0%	
B		75.0	4	40.0%	
C		50.0	1	10.0%	
D		25.0	0	0.0%	
E	Strongly Disagree	0.0	0	0.0%	
NA	Not Applicable		0	0.0%	
	Total		10	100.0%	

Statistics	Mean	SD
Survey	85.0	17.5
Section	85.0	17.5
Course	85.0	17.5
Department (ECON)	59.1	31.0

Q9. Compared to other courses, this course is academically:

		Weight	Count	Percentage	
A	Very Difficult	100.0	0	0.0%	
B		75.0	4	40.0%	
C		50.0	5	50.0%	
D		25.0	1	10.0%	
E	Very Easy	0.0	0	0.0%	
NA	Not Applicable		0	0.0%	
	Total		10	100.0%	

Statistics	Mean	SD
Survey	57.5	16.9
Section	57.5	16.9
Course	57.5	16.9
Department (ECON)	51.8	17.1

Q10. Compared to other courses, the workload for this course is:

		Weight	Count	Percentage	
A	Very Heavy	100.0	0	0.0%	
B		75.0	1	10.0%	■
C		50.0	4	40.0%	■■■■
D		25.0	5	50.0%	■■■■■
E	Very Light	0.0	0	0.0%	
NA	Not Applicable		0	0.0%	
	Total		10	100.0%	

Statistics	Mean	SD
Survey	40.0	17.5
Section	40.0	17.5
Course	40.0	17.5
Department (ECON)	48.8	15.8

Q11. Please rate the instructor overall:

		Weight	Count	Percentage	
A	Very Good	100.0	6	60.0%	■■■■■
B		75.0	4	40.0%	■■■■
C		50.0	0	0.0%	
D		25.0	0	0.0%	
E	Very Bad	0.0	0	0.0%	
NA	Not Applicable		0	0.0%	
	Total		10	100.0%	

Statistics	Mean	SD
Survey	90.0	12.9
Section	90.0	12.9
Course	90.0	12.9
Department (ECON)	65.9	26.1

Q12. Please rate the course overall:

		Weight	Count	Percentage	
A	Very Good	100.0	6	60.0%	■■■■■
B		75.0	4	40.0%	■■■■
C		50.0	0	0.0%	
D		25.0	0	0.0%	
E	Very Bad	0.0	0	0.0%	
NA	Not Applicable		0	0.0%	
	Total		10	100.0%	

Statistics	Mean	SD
Survey	90.0	12.9
Section	90.0	12.9
Course	90.0	12.9
Department (ECON)	65.9	24.8

Q13. What is good about the course?

1. Able to generate text book figures and interpret the meanings
2. Deeper understanding on the subject; Get to know more about different theories; Clear explanations from Professor; Broaden my horizon =]
3. The course helps economic student bring theory into practical as well as detailed analysis of different components of the economy, e.g. government, individuals, central banks. Besides, Prof. Zhou is a great professor who explains complex ideas in an easy-understanding way.
4. The instructor is really helpful and caring.
5. This advanced macroeconomics course provides a modern approach of growth and real business cycle model. The course contents are presented in a systematic way which helped me to understand how an exogenous variable affects endogenous variables more easily. And, it is very nice to introduce related modified models regarding the two core models which are more consistent with the real data. I think Prof Zhou is very passionate in leading us to get a taste of real economic research. Her assignments mainly focus on how to collect data and analysing the data. She also encourages us to read research paper which I think it is very useful than doing maths homework like any other economic courses.

Q14. What could be done to improve the course?

1. Could do more latest comparative studies on different economics schools of thoughts
2. The course can be opened for spring semester as well.
3. The mathematic derivation part of models can be in a slower pace as sometimes I can't follow. Course materials can be uploaded before lectures so that it is easier to understand the math part.
4. There can be more discussion in the class or afterwards.

